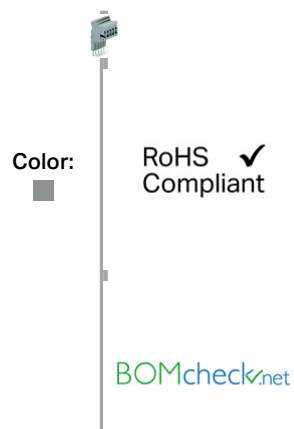


2001-553



## Data

### Electrical data

#### Ratings per IEC/EN 60664-1

Rated voltage (III / 3)	500 V
Rated impulse voltage (III / 3)	6 kV
Rated current	18 A

### Connection data

Connection technology	Push-in CAGE CLAMP®
Actuation type	Operating tool
Nominal cross section	1.5 mm <sup>2</sup>
Solid conductor	0.25 ... 2.5 mm <sup>2</sup> / 22 ... 14 AWG
Solid conductor, push-in termination	0.75 ... 2.5 mm <sup>2</sup> / 18 ... 14 AWG
Fine-stranded conductor	0.25 ... 2.5 mm <sup>2</sup> / 22 ... 14 AWG
Strip length	9 ... 11 mm / 0.35 ... 0.43 inch
Note (conductor cross-section)	Depending on the conductor characteristic, a conductor with a smaller cross section can also be inserted via push-in termination.
No. of poles	3
Total number of connection points	3
Total number of potentials	3
Type of wiring	Side-entry wiring

## Geometrical Data

Width	12.6 mm / 0.496 inch
Module width	4.2 mm / 0.165 inch

## Mechanical data

Marking level	Center/side marking
---------------	---------------------

## Material Data



Color	gray
Insulating material	Polyamide 66 (PA 66)
Fire load	0.21 MJ
Weight	6.456 g

## Commercial data


Product Group	22 (TOPJOB S)
Country of origin	DE
GTIN	4045454178253
Customs Tariff No.	85366990990

## Approvals / Certificates














### Country specific Approvals

Logo	Approval	Additional Approval Text	Certificate name
	CCA DEKRA Certification B.V.	EN 61984	NTR NL 6746
	CCA DEKRA Certification B.V.	EN 61984	2135410.01

### Ship Approvals

Logo	Approval	Additional Approval Text	Certificate name
	DNV GL Det Norske Veritas, Germanischer Lloyd	-	TAE00001V2

## Compatible products

ferrule			
	<b>Item no.: 216-241</b> Ferrule; Sleeve for 0.5 mm <sup>2</sup> / 20 AWG; insulated; electro-tin plated; electrolytic copper; gastight crimped; acc. to DIN 46228, Part 4/09.90		216-241
	<b>Item no.: 216-242</b> Ferrule; Sleeve for 0.75 mm <sup>2</sup> / 18 AWG; insulated; electro-tin plated; electrolytic copper; gastight crimped; acc. to DIN 46228, Part 4/09.90		216-242
	<b>Item no.: 216-243</b> Ferrule; Sleeve for 1 mm <sup>2</sup> / AWG 18; insulated; electro-tin plated; electrolytic copper; gastight crimped; acc. to DIN 46228, Part 4/09.90		216-243
	<b>Item no.: 216-244</b> Ferrule; Sleeve for 1.5 mm <sup>2</sup> / AWG 16; insulated; electro-tin plated; electrolytic copper; gastight crimped; acc. to DIN 46228, Part 4/09.90		216-244
Marking accessories			
	<b>Item no.: 2009-110</b> Marking strips; on reel; not stretchable; plain; snap-on type		2009-110
	<b>Item no.: 793-4501</b> WMB marking card; as card; stretchable 4 - 4.2 mm; plain; snap-on type		793-4501
	<b>Item no.: 793-4501/000-002</b> WMB marking card; as card; stretchable 4 - 4.2 mm; plain; snap-on type	/000-002	793-4501
	<b>Item no.: 793-4501/000-005</b> WMB marking card; as card; stretchable 4 - 4.2 mm; plain; snap-on type	/000-005	793-4501
	<b>Item no.: 793-4501/000-006</b> WMB marking card; as card; stretchable 4 - 4.2 mm; plain; snap-on type	/000-006	793-4501
	<b>Item no.: 793-4501/000-007</b> WMB marking card; as card; stretchable 4 - 4.2 mm; plain; snap-on type	/000-007	793-4501
	<b>Item no.: 793-4501/000-012</b> WMB marking card; as card; stretchable 4 - 4.2 mm; plain; snap-on type	/000-012	793-4501
	<b>Item no.: 793-4501/000-017</b> WMB marking card; as card; stretchable 4 - 4.2 mm; plain; snap-on type	/000-017	793-4501
	<b>Item no.: 793-4501/000-023</b> WMB marking card; as card; stretchable 4 - 4.2 mm; plain; snap-on type	/000-023	793-4501



Item no.: 793-4501/000-024  
WMB marking card; as card; stretchable 4 - 4.2 mm; plain; snap-on type

793-4501  
/000-024

**Insulation stop**



Item no.: 2001-171  
Insulation stop; 0.25 - 0.5 mm<sup>2</sup>; 5 pieces/strip

2001-171

**tools**



Item no.: 210-647  
Operating tool with partially insulated shaft; Blade (2.5 x 0.4) mm; short

210-647



Item no.: 210-648  
Operating tool with partially insulated shaft; Blade (2.5 x 0.4) mm; short; angled

210-648



Item no.: 210-719  
Operating tool with partially insulated shaft; Type 1, blade (2.5 x 0.4) mm

210-719

**Strain relief plate**



Item no.: 734-328  
Strain relief plate

734-328

**check**



Item no.: 210-136  
Test plug; 2 mm Ø; with 500 mm cable

210-136



Item no.: 210-137  
Test plug; 2.3 mm Ø; with 500 mm cable

210-137

**Downloads**

**Documentation**

**Bid Text**

2001-553	docx	15.2 kB	Download
----------	------	---------	----------

**Additional Information**

pdf	2.1 MB	Download
-----	--------	----------

**CAD/CAE - Smart Data**

**CAD data**

3D Download 2001-553	URL	Download
----------------------	-----	----------



Subject to changes.

---